

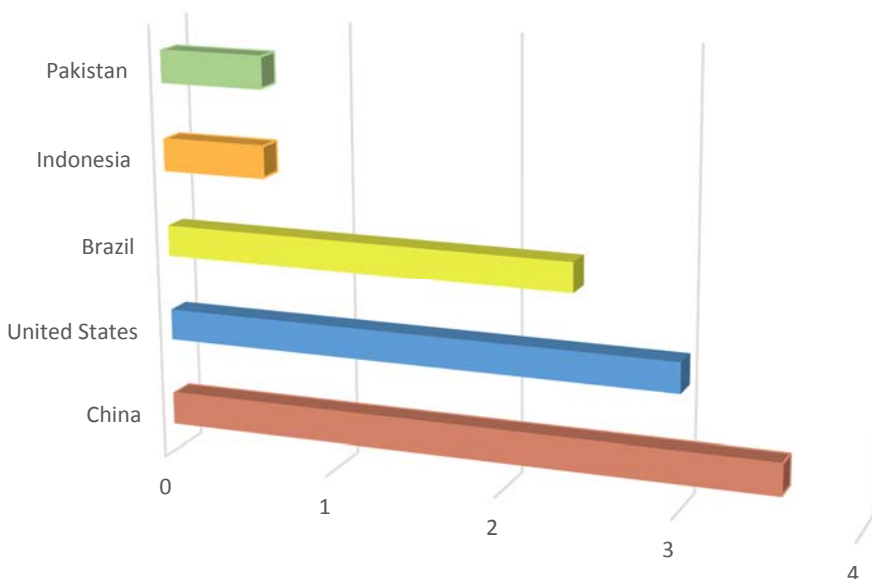
## Quick Facts on Indonesia's Health Workforce and Facilities

**Table 1**  
**Hospital Beds per 1000 People in Countries**  
**with Largest Population in 2010**

Countries	Hospital Beds per 1000 People	Population
China	3.56	1,337,705,000
United States	3	309,326,295
Brazil	2.4	195,210,154
Indonesia	0.6	240,676,485
Pakistan	0.6	173,149,306

Source: World Bank's Data

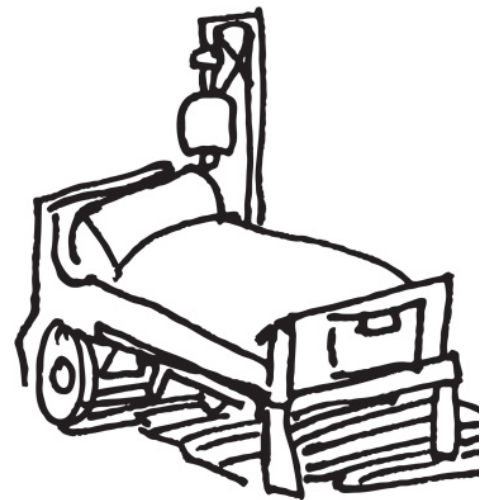
**Figure 1**  
**Hospital Beds per 1000 People in Countries**  
**with Largest Population in 2010**



Source: World Bank's Data

### FACTS #1

Compared to some countries with the largest population in the world, the number of hospital beds per 1000 population in Indonesia is quite low. In 2010, the number of hospital beds per 1000 population in Indonesia was 0.6. While China whose population is the largest in the world had 3.56 hospital beds per 1000 population. The United States had 3 hospital beds per 1000 population and Brazil 2.4 hospital beds per 1000 population.



## FACTS #2

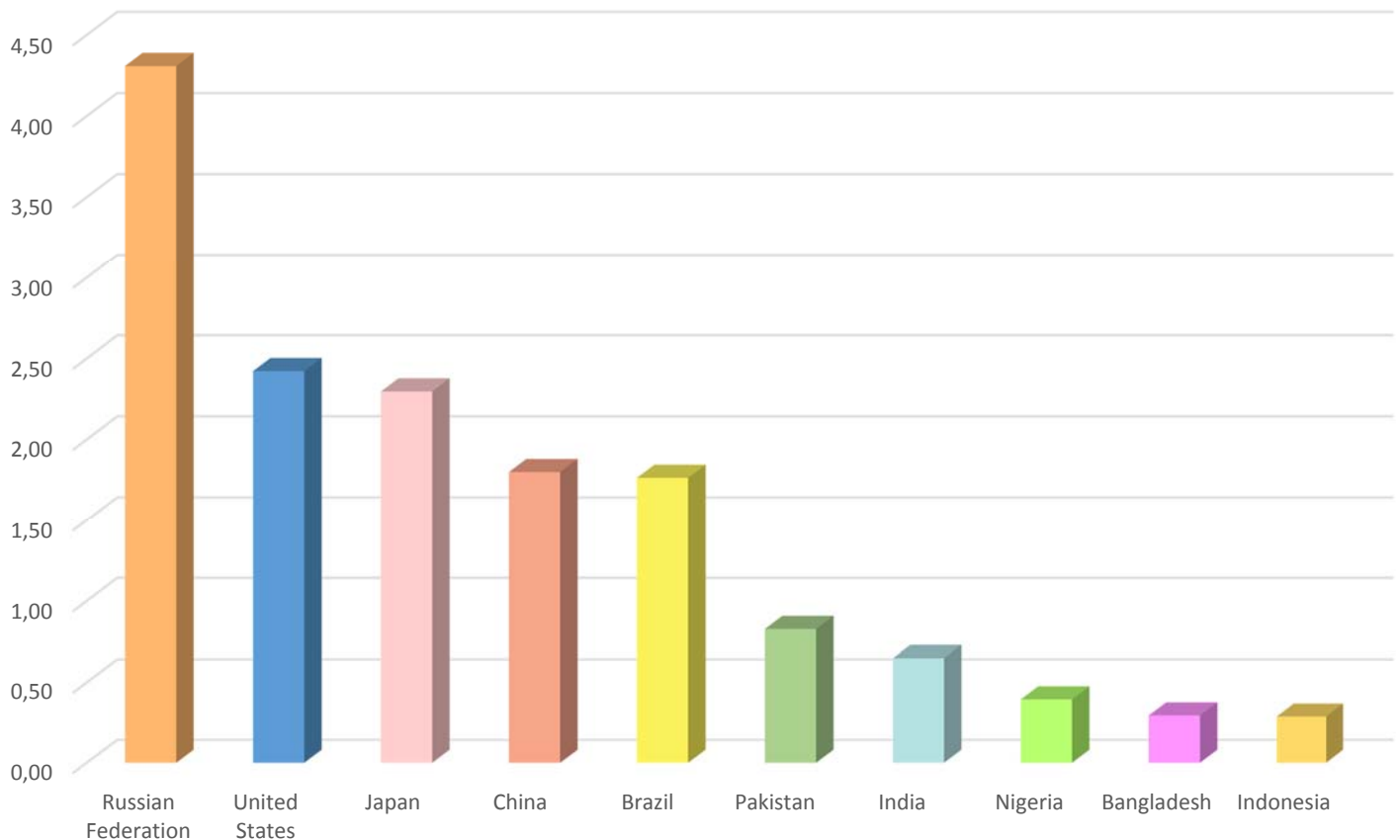
In 2010, among the 10 most populous countries in the world, Indonesia ranked last in the density of physicians with 0.29 physicians per 1000 population. The first position was occupied by the Russian Federation with 4.31 physicians per 1000 population. It was followed by the United States with 2.42 physicians per 1000 population. China whose hospital beds was quite a lot, was in the fourth position with 1.80 physicians per 1000 population. It could be said that the number of physicians in Indonesia is inadequate.

**Table 2**  
**Physicians per 1000 People in 10 Countries**  
**with the Largest Population in 2010**

Countries	Physicians per 1000 People	Population
Russian Federation	4.31	142,385,523
United States	2.42	309,326,295
Japan	2.30	127,450,459
China	1.80	1,337,705,000
Brazil	1.76	195,210,154
Pakistan	0.83	173,149,306
India	0.65	1,205,624,648
Nigeria	0.40	159,707,780
Bangladesh	0.30	151,125,475
Indonesia	0.29	240,676,485

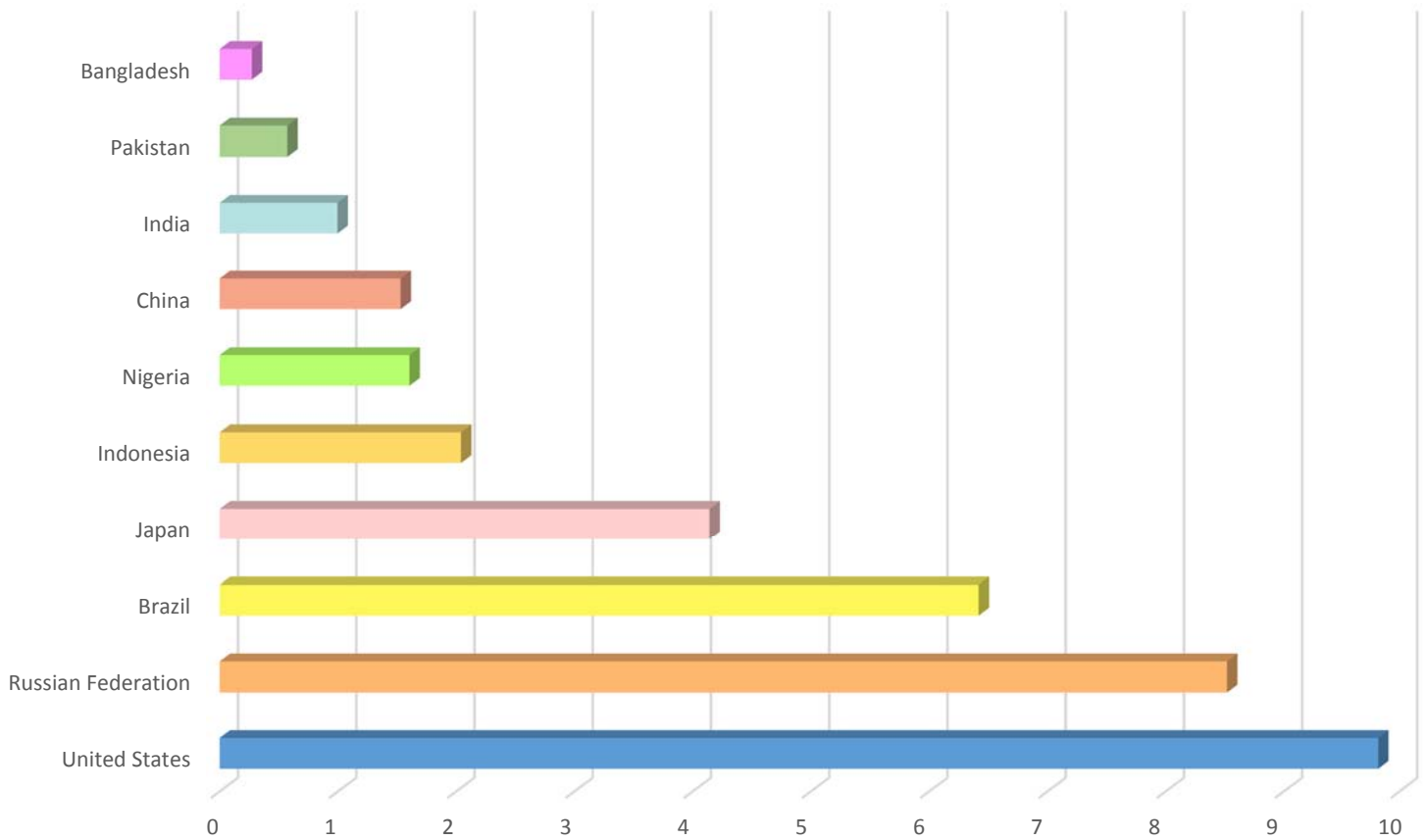
Source: World Bank's Data

**Figure 2**  
**Physicians per 1000 People in 10 Countries**  
**with the Largest Population in 2010**



Source: World Bank's Data

**Figure 3**  
**Nurses and Midwives per 1000 People**  
**in 10 Most Populous Countries in 2010**



Source: World Bank's Data

**Table 3**  
**Nurses and Midwives per 1000 People**  
**in 10 Most Populous Countries in 2010**

Countries	Nurses and Midwives per 1000 People	Population
United States	9.82	309,326,295
Russian Federation	8.52	142,385,523
Brazil	6.42	195,210,154
Japan	4.14	127,450,459
Indonesia	2.04	240,676,485
Nigeria	1.61	159,707,780
China	1.53	1,337,705,000
India	1.00	1,205,624,648
Pakistan	0.57	173,149,306
Bangladesh	0.27	151,125,475

Source: World Bank's Data

### FACTS #3

In 2010, among the 10 most populous countries in the world, Indonesia ranked fifth in the density of nurses and midwives with 2.04 nurses and midwives per 1000 people. The first position was occupied by the United States with 9.82 nurses and midwives per 1000 population. It was followed by the Russian Federation with 8.52 nurses and midwives per 1000 population. The third and fourth positions were occupied by Brazil and Japan with 6.42 and 4.14 nurses and midwives per 1000 population respectively. The last position was occupied by Bangladesh with 0.27 nurses and midwives per 1000 population.

**Table 4**  
**The Development of Indonesia's Health Workforce and Facilities 2000-2012**

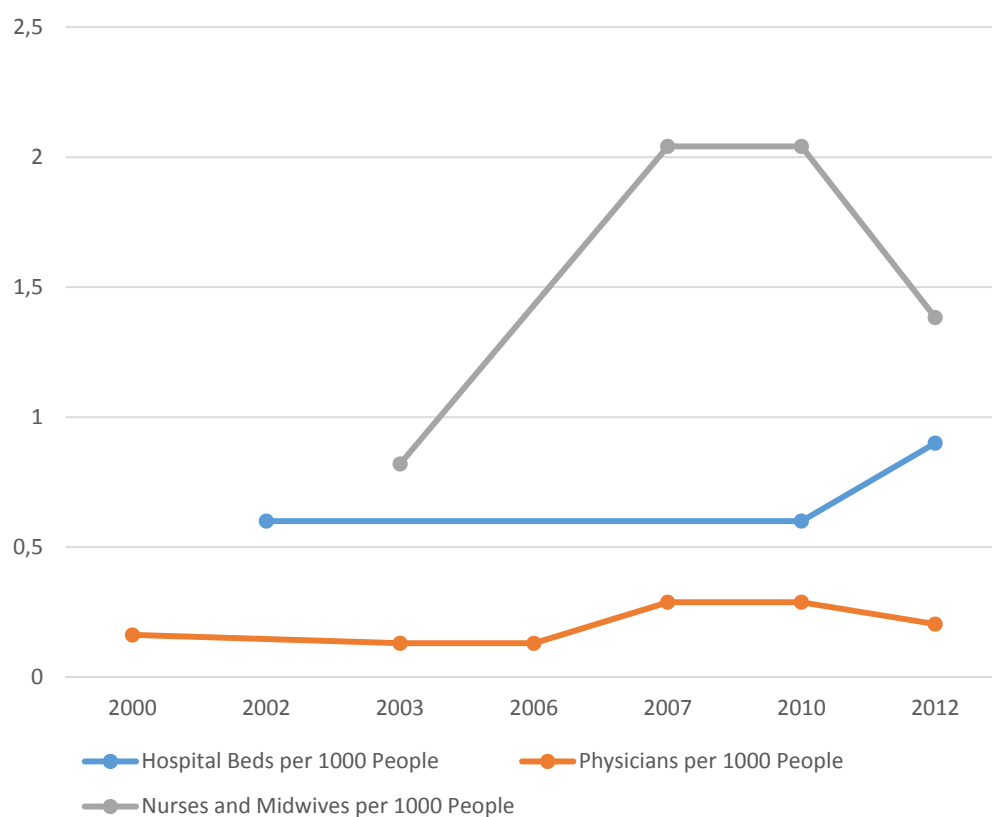
Health Workforce and Facility Types	2000	2002	2003	2006	2007	2010	2012
Hospital Beds per 1000 People	n/a	0.60	n/a	n/a	n/a	0.60	0.90
Physicians per 1000 People	0.16	n/a	0.13	0.13	0.29	0.29	0.20
Nurses and Midwives per 1000 People	n/a	n/a	0.82	n/a	2.04	2.04	1.38

Source: World Bank's Data

#### FACTS #4

During 2000-2012, the number of physicians per 1000 people in Indonesia increased from 0.16 into 0.20. The number of hospital beds per 1000 people also increased from 0.60 to 0.90. However, the increase was not significant. Substantial increase occurred in the number of nurses and midwives per 1000 population, from 0.82 in 2003 to 2.04 in 2010. However, this number dropped again to 1.38 in 2012. In general, the increase of health facilities and workforce in Indonesia has not been able to exceed the population growth.

**Figure 4**  
**The Development of Indonesia's Health Workforce and Facilities 2000-2012**



Source: World Bank's Data

**INKRISPENA**  
 RESEARCH CENTRE FOR CRISIS AND  
 ALTERNATIVE DEVELOPMENT STRATEGY

Research Centre for Crisis and Alternative Development Strategy is a centre of knowledge resources dedicated to the development, reinforcement, and cultivation of working people political leadership.

Address: Jl. Cikoko Barat IV No. 13 RT.04/RW.05 Pancoran, Jakarta, Indonesia 12770. Phone: (021) 7982566. Email: [info@inkrispena.org](mailto:info@inkrispena.org)  
 Website: <http://www.inkrispena.org>  
 Follow @Inkrispena in Twitter